

Weaving & Fiber Arts Center

of the Weavers' Guild of Rochester, Inc.
Course Listings for January-April, 2020

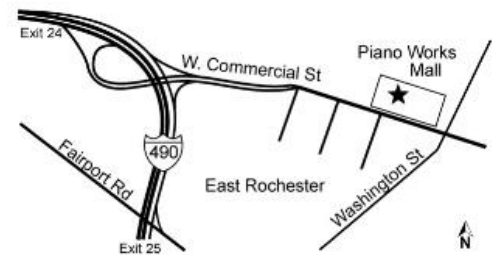
Who We Are

The Weaving and Fiber Arts Center is the primary outreach activity of the Weavers' Guild of Rochester, Inc., a 501(c)3 charitable organization. The Center, opened in January 2002, is located in Piano Works Mall. Managed entirely by Guild volunteers, it is supported financially by course tuition and tax-exempt gifts. We offer classes in a variety of fiber arts media. Learn more about the Weavers' Guild at weaversguildofrochester.org

Highlights of the New Year

A new year—a time for resolutions and new beginnings. Fiber arts provide opportunities to keep your mind and body active during a season where you just want to hibernate! Surround yourself in a knit, woven or felted wrap and come on out to learn something new! Want to “free” your knitting? Learn Elizabeth Zimmerman’s Percentage System and knit yourself a sweater that fits YOU. Make some pretty beaded wristlets or learn intarsia. Want more Moorman or to spice up your weaving with beads? We have great workshops on both! Tapestry weavers can learn more about color or how to become eccentric in your weaving habits! Bring your kids or grandkids during

February break to go Bohemian or learn some basic felting techniques! Or decide that THIS is the year you will master spinning, starting with the basics in January and progressing through several major steps through the trimester. We will be having LOTS of fun with color as we have a number of great dye classes—some exploring technique, others applying techniques to warps or sock blanks. Want to explore other options? How about marbling or paper making (a great way to recycle!)? Finally, learn more about the properties of fiber and yarn so you can use them more effectively in whatever you do! It'll be a great trimester!!



WaFAC Welcomes a New Knitting Instructor

Welcome to our new teacher, Debby Abraham, who has been knitting for more than 40 years. She gives workshops and talks about various aspects of knitting for the Rochester Knitting Guild, where she has served as librarian, board member, and president. Debby recently served a stint as knitting instructor for Brighton Community Education. With friends, she has edited and published a book of knitting patterns, *Knitting with Friends*, which continues to sell at local fiber shows. This talented woman has won two blue ribbons and three red ones in Finger Lakes Fiber Festival competitions, and her most recent Blue Ribbon winner (2019) is *Inspired by Cardinals*, a beaded Intarsia/Entrelac/Lace wrap.

Introduce Your Kids to the World of Fiber

Through a generous grant from the estate of Joy Duskin, we are able to offer many of our one-day classes as well as February break classes at a special reduced rate of \$20 for children and teens. Please look at the listings carefully to find programs that will be of interest to the young people in your life. Encourage them to come with a friend!

WEAVING

Opportunities for Beginning Weavers

Try Weaving

0115: Sunday, 1/19, 1:00-3:30 FEE: \$33 (kids: \$20)

0116: Wednesday, 3/25, 6:00-8:30 PM
FEE: \$33 (kids: \$20)

Is weaving for you? Find out! You will experiment with color and texture while trying a table loom, inkle loom, rigid heddle loom, frame loom, and kumihimo braiding disk. As you sample these techniques, the instructor will provide lots of individual attention and help you explore possibilities for future weaving adventures. You may discover a new love and take home a treasure! This fiber-filled experience is fun and educational for all—an adventure for parents, kids and friends.

AGE: 8 & up

LEVEL: Beginners or some experience

INSTRUCTOR: Jan Hewitt Towsley

Learn the Basics of Loom Weaving Table, Inkle or Rigid Heddle Loom

0117: Sunday, 2/9, 10:00-4:00 FEE: \$57 (kids: \$20)

0118: Saturday, 4/25, 10:00-4:00 FEE: \$57 (kids: \$20)

Learn about and experience the process of “How to Set Up a Simple Weaving Project,” and see if this is a craft that you might enjoy. Students may use our table looms or bring their own table or rigid heddle loom to class.

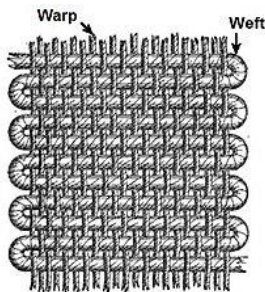
Students wishing to use our looms will plan, measure a warp, prepare the loom and weave a 3-4” wide bookmark in this one-day workshop. Students who bring their own looms may begin a wider project (a scarf, table runner, or other simple item) for completion at home.

This is a great way to get your project planned, measured and onto your loom! All participants will learn different methods, patterns and finishing tips. The instructor will contact students prior to class to discuss type of loom, project and yarn options. Beginners and those with some experience can repeat this class for continued learning opportunities. Bring bag lunch or purchase locally.

AGE: Teens & adults

LEVEL: Beginners or some experience

INSTRUCTOR: Jan Hewitt Towsley



Weaving 101: 4 Shafts

0119: 8 Mondays: 1/6-2/24, 6:00-8:30 PM FEE: \$155

Students will learn how to plan a project, make a warp, dress a loom, weave and finish 4-shaft samples. This class is a round-robin format: students will have the chance to weave on several looms, each threaded with a different structure. We will explore how yarns, tie-ups, and treadlings will give varied results. Students will come away from this course with reference samples and an understanding of what is possible with a 4-shaft loom.

AGE: Adults

LEVEL: No prior experience needed

INSTRUCTOR: Heather Olson

Weaving 102: 4 or More Shafts

0120: 9 Mondays: 3/2-4/27, 6:00-8:30 PM FEE: \$173

Each student will plan and complete a project, weaving on 4- or 8-shaft looms as they are available. Scarf?

Table runner? Placemats? Fabric for a vest? With the instructor's guidance, students will reinforce the basics learned in Weaving 101. Yarn selection, color, and weave structure will also be emphasized. **Note:**

Students may take Weaving 102 multiple times to investigate different weave structures and techniques.

AGE: Adults

LEVEL: This class is the sequel to **Weaving 101**.

Students must know how to dress a loom, and be familiar with reading a draft.

INSTRUCTOR: Heather Olson

Winter Schedule of Open Studios

The Weaving & Fiber Arts Center is open outside of formal class instructional time. Open studios run from 1 to 3:30 and are hosted by members of the volunteer management team. No instructors are present to assist you with a fiber arts project. A small donation is optional. No wet projects or dyeing for these sessions. The coming open studios are:

Mondays: Jan 20, Feb 17, Mar 2, Apr 27
Tuesdays: Jan 28, Feb 25, Mar 31, Apr 21
Wednesdays: Jan 8, Feb 12, Mar 11, Apr 8
Thursdays: Jan 23, Feb 6, Mar 26, Apr 2
Fridays: Jan 17, Feb 14, Mar 13, Apr 17
Saturdays: Jan 4, Feb 8, Mar 7, Apr 4
Sundays: Jan 12, Feb 23, Mar 15, Apr 19

Weaving Studios

Weaving Studios offer an opportunity for an extended experience in weaving. Instructors serve as mentors, guiding weavers to explore a variety of skills and concepts. Students design projects of their own choosing in order to expand knowledge of methods and techniques. Weavers of all levels of experience are welcome to join a Weaving Studio, although it may be helpful for new weavers to take Weaving 101 and 102 first.

For each day and timeframe, two 7 to 9 week sessions run consecutively in each semester. Cost is \$138 to \$173 per session depending on session length.

To be admitted to a Weaving Studio, join the waitlist via our online registration system. Waitlisted students will be informed of openings in Studios on a first come, first served basis. You will remain on the waitlist until you are placed in a Studio or you request to be removed from the waitlist. It may take some time to be admitted to a Studio because the Center has a limited number of dedicated studio looms available. In the meantime, to expand your weaving experience, we encourage you to participate in any of our weaving workshops, or to suggest classes in specific structures or techniques you'd like to learn.

Studio Schedule

<u>Day</u>	<u>Time</u>	<u>Instructor</u>
Mondays	10:00-12:30	Joyce Robards
Tuesdays	10:00-12:30	Joyce Robards
Tuesdays	6:00-8:30	Mimi Smith
Thursdays	10:00-12:30	Joyce Robards
Thursdays	6:00-8:30	Jan Hewitt Towsley
Fridays	9:30-12:00	Mimi Smith
Saturdays	10:00-12:30	Joyce Robards

Extra Weaving Time

Studio weavers may purchase extra weaving time to be used during a session in which they are registered. Prior approval of the instructor is required. The extra class must be a studio weaving class. Extra Weaving Time forms, available at the Center, must be submitted with payment and instructor initials indicating approval. Cost is \$15 per class.

Weaving Workshops

More than Moorman

0121: 1/31-2/2, Fri 10-3:30, Sat 1-3:30
& Sun 10-3:30

FEE: \$110

This workshop will push the boundaries of 4-shaft traditional Moorman technique and its plain-weave-like background. You'll explore possibilities of using different weave structures for the ground cloth and/or spacing the tie-downs in a less-regimented manner—even dedicating more than two shafts to the tie down threads. Color and texture in the inlay wefts are major factors in Moorman. In this workshop you'll learn to use them as major elements in the background too with multicolor warps, clasped wefts, color and weave effects and—should you choose it—working on a dye-painted warp to make its amorphous shapes take form and substance. Individual drafts and warp design will be discussed with the instructor prior to class so you can bring a pre-dressed ready-to-weave 8 shaft (or more) loom to the workshop. Participants should have familiarity with a variety of weave structures—especially twills—and though previous experience with Moorman is preferred, it's not a pre-requisite for the workshop. Bring lunch or purchase locally.

AGE: 16 and up

LEVEL: Intermediate to advanced.

MATERIALS FEE: \$ 5.00 paid to instructor for printed notes/instructions and assorted novelty weft yarns.

STUDENT SUPPLIES : dressed loom, weft yarns, note-taking materials

INSTRUCTOR: Joyce Robards

Put Beads in Your Weaving

0122: 3/27-3/29, Fri 10-3:30, Sat 1-3:30
& Sun 10-3:30

FEE: \$110

Beads can add sparkle and life. They can help set a mood, and even occasionally add not only visual, but strategic physical weight to a textile piece to enhance drape. In this workshop you'll work on your own pre-dressed loom as you learn several ways to incorporate beads into your woven fabrics. Beads on the warp itself? Beads strung onto weft wound on a bobbin? Beads added one at a time with supplemental threads? Beads added in with a hook or needle of some sort? All these and more will be explained and explored as you sample and discover which method best fits your style and the project you may have in mind. Bring lunch or purchase locally.

AGE: 16 & up

LEVEL: Basic knowledge of weaving

MATERIALS FEE: \$ 5.00 paid to instructor for printed notes/instructions and assorted beads and embellishments

STUDENT SUPPLIES : dressed loom, weft yarns, some beads, note-taking materials

INSTRUCTOR: Joyce Robards

Tapestry Weaving

Tapestry Intensive: Color—Up, Down and Sideways

0124: 3 Tuesdays, 1/7-1/21, 1-3:30 FEE: \$68

One of the fun challenges of weaving tapestry is moving colors around within the woven shapes...bright to dark, one color to another, and warm to cool. We'll begin by warping portable looms, then trying some color techniques and exercises. AND we'll save a little room at the top for a small design to put these techniques into use. Bring your portable tapestry loom, empty and ready to put on a new warp. We will be weaving with cotton twine warps and Norsk "Frid" wefts.

AGE: Adult

LEVEL: Basic Tapestry Experience

MATERIALS FEE: \$3.00 covers warp and handouts; weft yarns at cost by their weight

INSTRUCTOR: Mary McMahon

Tapestry Intensive: Going off the Grid

0125: 3 Tuesdays, 2/18-3/3, 1:00-3:30 FEE: \$68

What fun! All weaving uses the grid of horizontal and vertical, but we can head off into an area of eccentricity to create some really useful effects. Make really wavy lines for the ocean or for waving hair? What about a nice curve for those eyebrows? Perhaps a surprise element of color in those flowers? Bring your own portable frame loom and we'll begin with making the warp. You can provide your own weft yarns, or use the ones provided at the class.

AGE: Teens & adults

LEVEL: Advanced Beginner (have woven some tapestry, can warp the frame loom)

MATERIALS FEE: \$6.00 for warp, weft and handouts

INSTRUCTOR: Mary McMahon

Bohemian Wall Hangings

0126: Tuesday & Thursday, 2/18 & 2/20, 1:00-4:00
FEE: \$57 (kids: \$20)

Paid registration received by 2/8 allows time for instructor to prepare supplies.

Using a simple loom and different types of yarn, students will learn the techniques to make a fun, textured and trendy tapestry wall hanging. Think fringe and loops and lumps and bumps! Students may bring their own tapestry loom or use one provided by instructor.

AGE: 10 & up

LEVEL: No prior experience needed

MATERIALS FEE: \$10.00 paid to instructor for yarn, and materials used during class

Looms will be available for purchase at an additional cost of \$15.00 (optional)

INSTRUCTOR: Heather Olson

Tapestry Day: The Big Finish

0127: Saturday, 2/29, 10-3:00 FEE: \$50

Paid registration received by 2/22 allows time for instructor to prepare supplies.

Your piece is woven, off the loom.... but not ready for prime time. Let's prepare the work to look its best so you'll be set to display it proudly. We'll tuck in loose ends, get warps out of sight, and look at several possibilities for showing off the piece. Bring your small tapestry (or other small textile) to prepare for exhibiting or for gifting. Bring lunch or purchase locally.

AGE: Adults

LEVEL: Basic hand-sewing skills

MATERIALS FEE: \$5.00 paid to instructor for handouts and backing materials

INSTRUCTOR: Mary McMahon

SPINNING

Begin to Spin!

0128: Sunday, 1/5, 1-3:30 pm FEE: \$33 (kids: \$20)

0129: Wednesday, 3/4, 1-3:30 pm FEE: \$33 (kids: \$20)

Learn to make your own, unique handspun yarn on a spinning wheel! We'll play with several types of prepared wool while we discuss wheel maintenance, drafting, treadling, plying, and finishing techniques to make a balanced yarn. As time permits, we'll touch on other fiber preparations, and non-wool fibers. Bring your wheel, if you have one, or borrow one of ours! No previous experience required. *Warning: Spinning can be addictive!*

AGE: Teens & adults

LEVEL: No prior experience needed

MATERIALS FEE: \$5.00 paid to instructor for fiber

STUDENT SUPPLIES : A spinning wheel in good working order, if possible; notify the instructor if you need a loaner wheel

INSTRUCTOR: Marcia Weinert

What a Card! – Working with Hand- and Drum-Carders

0130: Saturday, 2/8, 1:00-3:00 FEE: \$29 (kids: \$20)

Throw caution to the wind and combine fibers of many kinds—wool, bast, and even synthetics—into combinations that will make your spinning, felting, and weaving SING! Perhaps you tried hand-carding in the past and gave up in frustration? Come find out how inspiring and SAFE it can be to add these tools to your toolbox, from simple blends to wild novelty batts. If you have tools, bring them and gain confidence; if not, come try out ours! Bring your own fiber, or dive into the rainbow that will be available in class.

AGE: Teens & adults

LEVEL: No prior experience needed

MATERIALS FEE: \$4.00 per ounce of fiber used paid to instructor

INSTRUCTOR: Marcia Weinert

Worsted vs. Woolen: The Long and Short of It!

0131: Saturday, 2/22, 1:00-4:00 FEE: \$36 (kids: \$20)

You've learned the basics of spinning, but you wish you had more control over the softness, drape, consistency and smoothness of your finished yarn. You've heard about "long draw" vs. "short draw," about "woolen" vs. "worsted" spinning, but you'd really like to have someone show you how they differ, how they're done, and what it means for you and your wheel. Bring your wheel and learn what a difference combing and carding make, and expand your fiber skill set!

AGE: Teens & adults

LEVEL: Basic spinning skill required: able to spin a continuous yarn.

MATERIALS FEE: \$5.00 paid to instructor for fibers and handouts.

STUDENT SUPPLIES : Spinning wheel in good working condition with several bobbins. Students are welcome to bring in fiber about which they may have questions regarding best use. Bring wool combs and/or hand cards, if you have them. Wool combing requires a current tetanus vaccination!

INSTRUCTOR: Marcia Weinert

Spinning for Fineness and Consistency

0132: Sunday, 3/22, 1:00-4:00 FEE: \$36 (kids: \$20)

After mastering the basics of handspinning, many spinners struggle to spin yarn that is truly consistent in grist (diameter), or they wish they could spin a truly laceweight yarn. Bring your favorite (or most frustrating!) wheel to learn some methods for improving confidence and skills, and aim to make the yarn of your dreams!

AGE: Teens & adults

LEVEL: Basic spinning skills required: able to spin a continuous yarn.

MATERIALS FEE: \$5.00 paid to instructor for fiber

STUDENT SUPPLIES : Spinning wheel in good working order and 1-3 bobbins.

INSTRUCTOR: Marcia Weinert

Spinning off a Spindle: Great Wheel, Charkha, or Supported Spindle

0133: Sunday, 4/26, 1-3:30 FEE: \$33 (kids: \$20)

Spinning off a point—such as a charkha, great wheel, or supported spindle—requires a specialized technique for drafting with a single hand. Come learn how simple, intriguing, and FUN it is to do! If you own any of these tools, feel free to bring them—or play with ours!

AGE: Teens & adults

LEVEL: Basic spinning skills required: able to spin a continuous yarn on a drop spindle or spinning wheel

MATERIALS FEE: \$5.00 paid to instructor for fibers and use of spindles

STUDENT SUPPLIES : charkha, great wheel, support spindle if available

INSTRUCTOR: Marcia Weinert

KNITTING

Monday Courses

Knitter's Choice

0135: 4 Mondays: 1/6-1/27, 1:00-3:30 FEE: \$85

0136: 5 Mondays: 3/2-3/30, 1:00-3:30 FEE: \$103

Learn to knit, try a new project, work on an existing project or perhaps just enjoy knitting with friends and having expert help at hand.

AGE: Adults

LEVEL: Any level of experience

INSTRUCTOR: Lynne Sherwood

The Percentage System (and How to Use It)

0137: 4 **Mondays AND 4 Thursdays** in February, Mon, Feb 3- Thurs, Feb 27, 1:00-3:30 FEE: \$155

This is a system created by Elizabeth Zimmerman and used for designing a sweater that fits. It is a surprisingly simple system that uses the ratios of a basic number for all parts of the garment. If you've heard about EPS (Elizabeth's Percentage System) but were always a little hesitant, now is the time to try it.

AGE: Adults

LEVEL: Basic knitting knowledge

INSTRUCTOR: Lynne Sherwood

Extra Help for Knitting with Lynne Sherwood

a 2 1/2 hr. walk-in class during Knitter's Choice
\$15 fee

For more details, check the website
weaversguildofrochester.org/center

Intarsia Made Easy

0138: 2 Mondays, 3/30 and 4/6, 7:00-9:00 pm FEE: \$43

If you have ever wanted to try colorblock knitting, but didn't want to have to work in dozens of loose ends, this is the class for you. In addition to the basics of colorblock knitting, you will learn the easy way to knit in all those loose ends. When you finish knitting, you won't need darning needles, crochet hooks, or infinite patience.

AGE: 12 & up

LEVEL: Basic knowledge

STUDENT SUPPLIES : One ball each of two different colored smooth yarns in your chosen weight plus the correct size needles to knit them

INSTRUCTOR: Debby Abrahams

UFOs: Unfinished Objects (AKA Projects that Need Finishing)

0139: 4 Mondays, 4/6-4/27, 1:00–3:30 FEE: \$85

Here's an opportunity to get back to projects that have been waiting to be finished or just to continue working on a recently started project. Whether it's half way finished or barely started, this is the class to get things done.

AGE: Adults

LEVEL: Basic knitting knowledge

INSTRUCTOR: Lynne Sherwood

Tuesday Courses

Knit Beaded Wristlets

0140: 2 Tuesdays, 1/14 & 1/21, 6:00-8:00 FEE: \$43

Make a pair of wristlets, to serve as elegant summer bracelets or to add extra warmth under winter coats! We'll discover how easy it is to string beads and knit them (NO PURLING!!) into simple garter-stitch bands, called "riešinės" in Lithuania. You will learn the provisional cast-on; several methods for stringing large quantities of beads onto yarn; beaded knitting technique; seamless garter stitch grafting technique; how to estimate number of beads needed and more! Warning: knitting these beauties can be addictive...

AGE: Teens & adults

LEVEL: Basic knitting skills (able to knit)

STUDENT SUPPLIES : 50 gr fingering- or sock-weight yarn (solid colors work best), knitting needles size 0 to 3, as preferred by the student, and approx. 500 seed beads (size 8/0) in a complementary color; small scissors; tapestry needle; crochet hook in size similar to knitting needles

INSTRUCTOR: Marcia Weinert

Choose Your Project: Spin, Knit, or Crochet!

0141: 3 Tuesdays, 2/4-2/18, 6:00-8:30 FEE: \$68

Start where you are and explore what you need to know in Marcia Weinert's "No Rules" teaching format. Bring an unfinished project that has you frustrated, or tiptoe into the world of design! Learn a new technique by working a sample, then dive into a pattern of your choice to apply it! At WaFAC, you can make use of yarns you already have on hand, whether handspun or from your stash of commercial yarns. Feel free to contact the instructor to ask whether your idea will fit the class format—and be prepared to hear, "Yes!"

AGE: Teens & adults

LEVEL: No prior experience needed

STUDENT SUPPLIES : project(s) and supplies

INSTRUCTOR: Marcia Weinert

Thursday Courses

UFOs: Unfinished Objects (AKA Projects that Need Finishing)

0143: 4 Thursdays, 1/9-1/30, 1:00 – 3:30 FEE: \$85

Here's an opportunity to get back to projects that have been waiting to be finished or just to continue working on a recently started project. Whether it's half way finished or barely started, this is the class to get things done.

AGE: Adults

LEVEL: Basic knitting knowledge

INSTRUCTOR: Lynne Sherwood

The Percentage System (and How to Use It)

See Monday class listings on page 5

Sock Options

0145: 4 Thursdays, 3/5-3/26, 1:00–3:30 FEE: \$85

Here's a class for those who love making socks and would like to learn new, alternative methods for heels and toes. The student will learn 3 heel flaps, 3 ways to turn heels and 3 different toe shapings. A basic knowledge of knitting is necessary. Please bring sock weight yarn and size 2 double pointed needles to class.

AGE: Adults

LEVEL: Basic knitting knowledge

INSTRUCTOR: Lynne Sherwood

Knitter's Choice

0146: 5 Thursdays: 4/2-4/30, 1:00-3:30 FEE: \$103

Learn to knit, try a new project, work on an existing project or perhaps just enjoy knitting with friends and having expert help at hand.

AGE: Adults

LEVEL: Any level of experience

INSTRUCTOR: Lynne Sherwood

DYEING

Intro to MX Fiber Reactive Dyes: Color Wheels to Dye For

0147: 1/9-1/10, Thursday 1:30-3:30, Friday 10-3:30
FEE: \$68 (teens: \$20)

Paid registration received by 12/31 allows time for instructor to prepare supplies.

0148: 3/17-3/18, Tuesday 1:30-3:30, &
Wednesday 10-3:30 FEE: \$68 (teens: \$20)

Paid registration received by 3/7 allows time for instructor to prepare supplies.

Learn how to work with MX Fiber Reactive Dyes on cotton and Tencel as you team up with other participants to dye a color wheel using only three of the “pure” colors. You’ll go home with swatches of at least 12 hues to arrange around a circle in “rainbow order.” The swatches will function as a dye color reference tool and/or may even be mounted for a hanging. You’ll be working as teams, so if class is large enough more than one “set” of pure colors may be used to create alternative “wheels”—each uniquely beautiful. No previous dyeing experience is needed and the materials fee of \$25 includes handouts/instructions and all fiber and dye materials.

This is a “no prep” class: just bring rubber gloves and your love of color. Bring lunch or purchase locally.

AGE 16 & up

LEVEL: No prior experience needed,

MATERIALS FEE: \$25.00 paid to instructor for handouts, instructions, goods to be dyed, all dyes and auxiliaries

INSTRUCTOR: Joyce Robards

Warp Painting with Natural Dyes

0149: Saturday, 1/18 10:00-4:00 FEE: \$57 (teens: \$20)

Paid registration received by 1/11 allows time for instructor to prepare supplies.

0150: Friday, 3/20 10:00-4:00 FEE: \$57 (teens: \$20)

Paid registration received by 3/13 allows time for instructor to prepare supplies.

Painted warps give endless creative possibilities to the fiber artist. Now you can learn to use natural dyes to create beautiful one-of-a-kind warps. Bring lunch or purchase locally

AGE: 16 & up

LEVEL: Basic knowledge helpful

MATERIALS FEE: \$20.00 paid to instructor for all dyes and auxiliaries

STUDENT SUPPLIES : pre-wound “well scoured” warp (100% cellulose such as cotton or tencel or silk please)

INSTRUCTOR: Mary Ann Proia

Painting a Warp

0151: Sunday, 1/26, 1:00-4:00 FEE: \$36

Bring your own warp of cellulose fibers (cotton, linen, rayon, bamboo or silk) and dye it during the workshop. Create your own one-of-a-kind painted warp that you can then weave as you desire. Bring photos or images from magazines for color inspiration.

AGE: Adults

LEVEL: Students will need to know how to wind and prepare a warp

MATERIALS FEE: \$10.00 paid to instructor for materials used during class

INSTRUCTOR: Heather Olson

Attention Dyers!

The greatest safety concern when dyeing is inhalation of powders and fumes, which can be lung irritants. While the powders may not be toxic, inhalation can cause respiratory distress or allergic sensitization for certain individuals. Instructors will advise students about sound safety precautions.

Painting a Sock Blank

0152: Saturday, 2/22, 1:00-4:00 FEE: \$36

Knit cozy socks, shawls or hats from your own hand dyed yarn! These quick projects are jazzy and colorful and fun to knit. In this workshop, students will dye sock blanks to create two skeins of yarn that are exactly the same. Students may choose to bring a photo or image from a magazine to serve as color inspiration for their project. The instructor will provide dye chemicals and all supplies used during class. Students may provide their own sock blanks, or purchase from the instructor.

AGE: Adults

LEVEL: No experience needed

MATERIALS FEE: \$10.00 paid to instructor for materials used during class

INSTRUCTOR: Heather Olson



Intro to Acid Dyes: Color Wheels to Dye For

0153: 2/27-2/28, Thursday 1:30-3:30,
Friday 10-3:30 FEE: \$68 (teens: \$20)

Paid registration received by 2/17 allows time for instructor to prepare supplies.

0154: 4/16-4/17, Thursday 1:30-3:30, Friday 10-3:30
FEE: \$68 (teens:

\$20)

Paid registration received by 4/6 allows time for instructor to prepare supplies.

Learn how to work with Washfast Acid Dyes on wool and silk as you team up with other participants to dye a color wheel using only three of the “pure” colors. You’ll go home with swatches of at least 12 hues to arrange around a circle in “rainbow order.” The swatches will function as a dye color reference tool and/or may even be mounted for a hanging. You’ll be working as teams, so if class is large enough more than one “set” of pure colors may be used to create alternative “wheels”—each uniquely beautiful. No previous dyeing experience is needed and the materials fee of \$25 includes handouts/instructions and all fiber and dye materials. This is a “no prep” class: just bring rubber gloves and your love of color. Bring lunch or purchase locally.

AGE 16 & up

LEVEL: No prior experience needed,

MATERIALS FEE: \$25.00 paid to instructor for handouts, instructions, goods to be dyed and all dyes and auxiliaries

STUDENT SUPPLIES : Instructor will send to participants prior to class.

INSTRUCTOR: Joyce Robards

Dyer’s Choice

0156: Sunday, 3/8, 10:00-4:00 FEE: \$57 (teens: \$20)

Here is your chance to do dye painting and/or immersion dyeing with fibers and synthetic dyes of your choice. We will begin by looking at examples and discussing basic dyeing options, classes of dyes and how to choose which class to use. Dyeing procedures and techniques, and differences between immersion and painting will be covered. Next you will be guided through your dye project: design, fiber and dye preparation and introduction of dye to fiber. The instructor will contact you prior to the start of class to discuss your specific interests. All dyes and auxiliaries will be supplied. You’ll need to bring your fiber, gloves, particle filtering mask, and lunch.

AGE: Teens & adults

LEVEL: Beginner to experienced

MATERIALS FEE: \$15.00 paid to instructor for handouts, all dyes and auxiliaries

INSTRUCTOR: Joyce Robards

Gradation Dyeing

0157: Friday, 4/24, 10:00-4:00 FEE: \$57 (teens: \$20)

Values from light to dark and nearly invisible transitions from color to color help make our textile work both subtler and more exciting. This class is geared to the weaver—especially the tapestry weaver—the cross stitcher, knitter or crocheter who just doesn’t find in commercially dyed yarns the range of color they want and need to express themselves in their work. Students will bring their own pre-made skeins prepared according to directions sent by the instructor and work with the fiber of their choice—wool, silk, cotton, Tencel, embroidery floss—and use synthetic dyes to create their sets, or families, of yarns smoothly graded in value, or color, or both. Previous dyeing experience is not required.

AGE: Teens & adults

LEVEL: Beginner to experienced

MATERIALS FEE: \$15.00 paid to instructor for handouts, all dyes and auxiliaries

INSTRUCTOR: Joyce Robards

FELTING

Felted Surface Mat

0158: Saturday, 1/25, 10:00-3:00 FEE: \$50

Paid registration received by January 11th allows time for instructor to prepare supplies.

Tired of looking at a bare surface, and your Grandmother’s doily isn’t the answer? This class will give you a chance to make a surface covering of your own design. Using merino wool as a foundation, you’ll cut your own designs from pre-felt squares and possible silk hankies that will felt into the foundation. You can even make a reversible mat...a design on one side and a different one on the other side. Bring a lunch or purchase locally.

AGE: Adults

LEVEL: Basic Knowledge

MATERIALS FEE: \$10-12.00 paid to instructor for Merino wool, pre-felt material, embellishments

STUDENT SUPPLIES : 2 pieces of bubble wrap (18 x 40 inches), netting, water bottle, scissors, embellishments, bath towel, PVC pipe (1.5 x 24 inches), 3 knee-high stockings, olive oil soap, AND imagination

INSTRUCTOR: Laurie Ammering

Felted Purse with a Dimensional or Floral Resistance

0159: Saturday, 2/15, 10:00-4:00 FEE: \$57

Paid registration received by January 30th allows time for instructor to prepare supplies.

Class description: Here's an opportunity to create a purse with your own different twist. In addition to felting the body, we'll add a "resistance" form to give dimension to the purse's flap. The body will be merino as well as the resistance BUT it's what you do to give a style of its own. Bring lunch or purchase locally.

AGE: Adults

LEVEL: Basic Knowledge

MATERIALS FEE: \$15.00 paid to instructor for Merino wool, pre-felt material, embellishments

STUDENT SUPPLIES : 2 pieces of bubble wrap (18 x 40 inches), plastic sheet like a dry cleaner bag to flip felted piece, netting, water bottle, scissors, embellishments, bath towel, PVC pipe (1.5 x 24 inches), 3 knee-high stockings, olive oil soap...AND imagination!

INSTRUCTOR: Laurie Ammering

Get Sloshed: Beads, Ropes, Coasters and Globes

0160: Wednesday, 2/19, 1:00-3:00 FEE: \$29 (kids: \$20)

Come play with a rainbow of unspun wool and some soapy water to discover how some of the very first fabric was made! All materials and tools provided. We'll discover how to turn wool into jewelry, toys, clothes, and household decorations in a sloshy whirlwind of fun: four projects in just two hours!!

AGE: 10 to adult

LEVEL: no prior experience required

MATERIALS FEE: \$10.00 for wool fiber

INSTRUCTOR: Marcia Weinert

Felted "Scribble Scarf"

0161: Friday, 2/21, 1:00-4:00 FEE: \$36 (teens: \$20)

You don't have to know how to weave, knit or crochet in order to turn a single skein of mohair yarn into a fashionable, unique all-season scarf, which makes a lovely gift for yourself or someone else at any time of year. We'll just add soapy water—and some elbow grease! Come see how the miracle happens. Felting requires gentle, sustained physical activity for the duration of class time.

AGE: Teens & adults

LEVEL: No prior experience needed

MATERIALS FEE: \$5.00 paid to instructor for fibers, if needed. Grip mats may be purchased in class, if desired, for \$10.00 each.

STUDENT SUPPLIES : 1-2 skeins (50 gr) of laceweight yarn containing at least 40% mohair fiber; variegated yarns work especially well but are not required.

INSTRUCTOR: Marcia Weinert

OTHER FIBER TECHNIQUES

Marbling

0162: Sunday, 1/19, 10-4:00 FEE: \$57 (teens: \$20)

Paid registration received by 1/15 allows time for instructor to prepare supplies.

Learn how to create bright, colorful designs on paper and cloth using acrylic paints floating on thickened water. We will experiment with various designs, but no two finished projects will look the same. Students are encouraged to bring any of the following small washed items such as: sneakers, socks, handkerchiefs, shoe laces, etc. The instructor will supply bandanas, cloth pieces, and silk hankies. This is a fun workshop which allows students to play with colors and patterns. Bring lunch or purchase locally.

AGE: Teens & adults

LEVEL: Any level

STUDENT SUPPLIES: small washed items

MATERIALS FEE: \$6.00 paid to instructor for handouts and pieces for marbling

INSTRUCTOR: Mimi Smith

Yarn and Fiber Seminar

0163: 2 Wednesdays, 1/22 and 1/29, 1:00-4:00

FEE: \$57 (teens: \$20)

0164: 2 Mondays, 3/23 and 3/30, 1:00-4:00

FEE: \$57 (teens: \$20)

In this fast-paced tour of the fiber universe we will examine the characteristics of many natural fibers and some that are man-made, identifying categories that provide useful generalizations. We will consider how yarn and fiber properties affect finished products, both in our fiber arts and in the commercial textiles we purchase. To put our seminar into practical perspective, bring to class textiles or project plans that you would like to discuss

AGE: 16 & up

LEVEL: Anyone who makes or uses textiles (no prior experience needed)

STUDENT SUPPLIES : nothing, but welcome to bring items for discussion

INSTRUCTOR: Barb Wainright

Paper Making

0165: Sunday, 2/9, 10-4:00

FEE: \$57

Paid registration received by 2/4 allows time for instructor to prepare supplies.

Participants will learn how to create their own carefully designed paper from construction paper scraps, newspapers, glossy magazines, and various small embellishments. Techniques will include embossing, two-sided sheets, and casting. Students may bring botanicals, small pieces of yarn, decals, fancy ribbon. The instructor will supply equipment for papermaking, plastic cups for casting, handouts, some embellishments, and handouts. If any of the students has an extra blender to use for the class, please inform the instructor. Bring lunch or purchase locally.

AGE: Adults

LEVEL: Any level

MATERIALS FEE: \$4.00 paid to instructor for handouts and items listed in description

INSTRUCTOR: Mimi Smith

Name _____ Email _____

Address _____ City _____ State _____ ZIP _____

Phone _____ Member of Weavers' Guild of Rochester? Y N Birthdate (if under 18) _____

If you have any special or medical needs, please specify

List all courses you wish to attend.

All materials fees are paid directly to the instructor. Please do not include these with your payment of course fees

Course #	Course title	Mark as Alternate	Fee
(Do not include Materials Fees)		Total Course Fees enclosed	

Register early. Classes are filled in the order in which paid registrations are received.

Course refunds are given if a course is canceled due to under enrollment or if you withdraw 10 days before the first class.

Questions? Contact us by email: registrar@weaversguildofrochester.org or leave a message at 585-377-2955


Register online. Search for the courses you wish to take on the Center's website: weaversguildofrochester.org/courses

Browse by medium or instructor. Click on course title for details. You must have an account and be logged in to register. Pay by credit card.

Register by mail. Send registration form and check or money order for the course amount payable to Weavers' Guild of Rochester, Inc. Send to

WEAVING & FIBER ARTS CENTER
ATTN Registrar
Piano Works Mall, Studio 1740
349 West Commercial Street
East Rochester, NY 14445

There is a \$35 charge for checks returned for insufficient funds



Weaving & Fiber Arts Center
Piano Works Mall, Studio 1740
349 West Commercial ST
East Rochester, NY 14445

Current Resident or

Weaving and Fiber Arts Center
Piano Works Mall, Studio 1740
349 West Commercial ST
East Rochester, NY 14445
585-377-2955

Weave • Spin • Knit • Dye • Felt • Learn

- Fiber arts classes at all skill levels for youth and adults
- Find current course listings, instructor bios, photos of class projects, registration forms
- and driving directions, all at our web site:
weaversguildofrochester.org/center